


Let GOODFELLOWSHIP prevail in the Greatest Sport on Earth - Motorcycling™

The Spokesman

*Official Newsletter of the Badger Heritage Chapter
Antique Motorcycle Club of America*



Summer - June 15, 2019

Spring Meeting

Carmex / Carma Labs - 5/18/19

Franklin, WI - pages 4 - 6

Brewtown Rumble Motorcycle Show

5th Street - 6/2/19

Milwaukee, WI - pages 8 - 10

Badger Gear Order Forms

Summer Shirt Order - Next Order in January

pages 16 - 19



Page 11



Club of America®

Published Four Times A Year - March-15, June-15, September-15, and December-15 - On Time, Every Time

Presidents Message

Dan Krause - President



Hello Badgers!

I hope this message finds you well and enjoying the recent “almost summertime” weather as of late. First off, a huge thank-you to Paul

Woelbing who again opened his Carma Labs warehouse for our Spring meeting. Hearing the “worlds largest” Pipe Organ come to life was a treat! Paul’s “new” ’56 EL “Time Capsule” he recently added to his collection garnered much attention, as it should! The Badgers set a record for a general meeting, the head count ended up at 103. Thanks to everyone for a great showing!

The 5th annual Brewtown Rumble was another great success! Mother Nature treated us to the finest of days and the crowd was huge! The event raised its largest contribution yet for the Build Moto Mentor Program at \$12,500. Congratulations to all the organizers and volunteers, many of whom come from the Badger Chapter!

Next up on the Badger Calendar is “Badger Night” at Crusin’ the Grove on Monday, June 24th. If you haven’t been there before this is a kool weeknight car & motorcycle show in Elm Grove, in the parking lot behind the Silver Spur Texas Smokehouse. Let’s continue the great showings and bring out that rolling Badger Museum!

We are all set for yet another Badger Heritage Field Games at the Wild One’s Weekend, Saturday, July 13th. This show continues to be a highlight of the summer for the H-D Museum so come out and enjoy the great partnership we have with the museum!

Also, yet another opportunity to get out on our old bikes: The Harley-Davidson Museum is hosting the Dealer Reception on Monday, August 19th from 6pm-8pm during the HDMC Dealer Meeting, they are expecting about 4,500 dealers for the party. They have asked if the Badger Chapter would be interested in showcasing their vintage motorcycles in the H-D Museum Motorcycle Plaza (bringing the archives outside), dressing in period attire and taking on the ‘greeter’ role welcoming the H-D Dealers from around the world to Milwaukee and talking about your bikes and promoting the AMCA. The Badgers would need to be there from 5pm-8:30pm. They are looking for 15-20 or more riders for the reception, the more the merrier! I will send out a survey in a week or so to see how many of you would be interested in participating.


We have the final itinerary set for the Badger/Driftless Chapters Summer Bash August 2nd thru 4th so be looking for information in this newsletter and sign-up/RSVP information will be forthcoming a separate email. This will be another opportunity to “create memories” so if you have the weekend open, this will be one not to miss! There is a limited-edition special gift only for those that participate!

On a final note, I’m heading out to the Fort Sutter Chapter National Meet this week to represent the AMCA Board at the West Coast Chapters Presidents Meeting. It’ll be fun getting to know the members of the chapters out that direction and learn what is on their “top of mind” when it comes to the AMCA. I’ll bring some of what I learn to the Fall Meeting in October.

See you all soon at the various events/rides/get-togethers this summer, it’s gonna be fun!

Dan

**SURE YOU'RE GOING
- WE'RE ALL GOING
ON THE**



**Start at the 2019 Badger Bash location:
Vernon County Fairgrounds - 210 Fairgrounds Road, Viroqua, WI**

**9:30am to 2:30pm - approximately 75 miles
Lunch at the Rockton Bar, La Farge, WI**

**Point of Interest in La Farge
'Wild Things Fur' - Wide selection of leather/fur wearables**

Badger Heritage Spring Meeting, Franklin, WI - 5/18/19

Photos and Story by Steve Peters



Our Spring Meeting this year was held at Carmex / Carma Labs where Badger Paul Woelbing is President of Carma Laboratories, Inc. and is the third generation of the Woelbing family to oversee the company. Paul is the grandson of founder Alfred Woelbing. This is the second meeting Paul has hosted at Carmex as we were also

there in the Fall of 2017. The finely catered meal in his warehouse was a very fitting location for the meeting as we were among boxes and crates of materials used for the manufacture of Carmex lip balms in addition to the world's largest Symphonic Theatrical Organ... what - a theatrical organ?
Continued...



Badger Heritage Spring Meeting, Franklin, WI - 5/18/19

Photos and Story by Steve Peters



Yes, a theatrical organ! Tucked away in the warehouse is a collection of various instruments and sound making devices in addition to all of the organs pipes controlled by a large wooden organ console. We first started our meeting with a delicious lunch, followed by a meeting where many topics and events were discussed and then we all were treated by a half hour concert on the organ by Jelani Eddington . The record number of Badgers in attendance for a Spring Meeting - 103, were all fully entertained by the fantastic sounds of the organ. Also, 42 motorcycles were counted in the parking lot indicating that many of the members decided to ride even with the

threat of rain showers. Actually it did rain briefly during our meeting, but stopped before any of us headed home. I personally did not get wet on the way home and I hope everyone else also made it home safe and dry.

Before as well as after the meeting most of the members hung out in the parking lot talking about all of the usual things we talk about as we walked among the parked motorcycles. It turned out to be a fine day to ride and meet with all of our good friends in the club.

Continued...



Many more photos on our club Facebook page

Summer 2019 Spokesman

Badger Heritage Spring Meeting, Franklin, WI - 5/18/19

Photos and Story by Steve Peters



Paul Woelbing showing off the framed poster given to him for hosting the Spring Meeting. If you missed the meeting, you also missed seeing Paul's great collection of motorcycles in his personal office at Carmex. How does he get any work accomplished looking at such a view right in front of him every day? Also, he not only looks at them, but he rides them as well. Take a look at the bike in the lower right corner of this page. An origi-

nal paint 1956 EL with only 2400 miles on the odometer - it looks like it came right from the showroom in 1956! It even had the original oil in the engine before Paul had Badger Bill Rodencal go over everything to make sure it was ready to ride.

Steve Peters



From the Desk of the Newsletter Editor

Motorcycle People and Car People by Steve Peters



Hey Badgers!

Over the years I have participated in many car and motorcycle shows as both a custom car owner as well as a vintage/custom motorcycle owner. One thing that I have observed is that there is a difference between the owners of classic cars and classic motorcycles.

This is just a generalization, but most vintage/custom car owners are not really interested in motorcycles, but most old motorcycle owners are in-

terested in old cars.

I'm not sure if has to do with some people just not caring about bikes or that they think they are dangerous or noisy or only for ruffians or "those" people, but there is certainly a prejudice against bikes. I'm not saying that they are rude or abusive with their language, but they tend to just ignore the bikes.

I have a 2004 Chrysler PT Cruiser that I have customized to look like it is from the late 1930's and I used to take it to many car shows every summer. I won many awards and had fun at most of the shows until I went to so many that I began to see the cliques that were taking most of the awards at some of the shows, but that is a story for another time.



Occasionally I would be at a combined car and bike show with either my car or motorcycle. Usually it would be just a smattering of bikes, but it made for a more complete show. I never really saw anything in particular about the combined shows until I would go to them with the bike more often than the car. There was one car show in particular that I went to for a few years and after a while realized they didn't really like my "new" car winning awards.

So, for the next few years I took the bike instead and won an award every year because mine was usually the only bike in it's particular category.

Anyway, during those later years being there with my Sporty and trailer, I noticed that about half of the folks that were in the show or as visitors tended to just walk past the 8 or 9 bikes in the show and not even give them a quick look. This began to make me see that "car people" were not really interested in old motorcycles.



But, on the other hand, I know many "motorcycle people" and many of them are very interested in old cars as well. Just take a look at our club, how many members do you know that also have old or custom cars in addition to their bikes? I think it goes back to a basic interest in motorcycles or various forms of transportation that are not cars (or trucks). Personally I like any kind of transportation - cars, trucks, trains, planes, airships, boats, ships, bicycles, etc. and of course motorcycles.

Maybe those of us that like bikes tend to like most mechanical things including cars or other forms of transportation or it just goes back to some people just don't like motorcycles - no matter how old or cool they are.

Take care and stay safe!

Steve Peters

Badger Heritage Small MC Logo Patch

Perfect for Shirts, Jackets, Hats, etc.

Contact Steve Peters

4-1/2" Wide - Embroidered in 4 Colors

Only \$5.00 each



Badger Heritage 9" Logo Clock

They can be ordered at any time

Contact Steve Peters

Only \$10.00 each / Plus Shipping



Brewton Rumble - Milwaukee, WI - 6/2/19

Photos and Story by Cathy Drexler



The 5th annual Brewtown Rumble may well have been the best one yet.

Blessed with another year of perfect weather, the streets were once again packed with eye-catching bikes (and some very interesting looking riders, spectators & dogs as well!).

Since the event showcases the BUILD mentor program,

I spent quite a bit of time watching the BUILD teams, and what impressed me most was the interaction between the teams as they tweaked the bikes & answered lots of questions from the crowd. The addition of the timed challenge (changing a wheel

on the bike) was exciting & fun.


The Ms Brewtown Rumble contestants elevated that contest to a new level, with poetry, singing and....beer drinking?

The BUILD teams weren't the only young people gaining valuable experience: the Hagerty youth judging team, led by Dan Riedel, listened intently as owners demonstrated the features of their bikes. The intensity on those young faces is hard to describe.

Much hard work & dedication was rewarded during the award ceremony, with the amazing hand-crafted awards, each one intricate & different.

This event is here to stay! Great job by Kevin Frank & Robin Barry, BUILD, and countless others.

Cathy Drexler



Brewton Rumble - Milwaukee, WI - 6/2/19

Photos by Cathy Drexler and Story by Jon Davidson Oeflein



I am happy to say that things went very well at our Badger tent at the Rumble! I took on this year's tent set up and tear down duties which gave Pres. Dan a break and therefore enabled he and Shannon to attend the event on two wheels. Our tent was busy all day and many Badgers stopped in to shoot the shit and share stories of barn finds and ones that got away. We also signed up THREE new members! The push for 300 is on! Besides spreading the word on our great club, we stayed busy running the Passport contest.

It is the second time that Kevin Frank and myself put the contest together and I would say that it was mildly successful. I am not sure that the amount of work that we put in over the month before the Rumble was entirely worth it for the number

of people that participated. I have some new ideas for next year that I think will help. There was a tie at the end of the day with Eddie Zero and another dude and they were headed for a shake off. This is when Chris Glembia showed up at our tent with a fully stamped out passport. I let him squeak in (judgment call) for his shake at he won the thing with a 19! Well, sorry Eddie, there is always next year.

I want to thank Tommy Gonnering, Kevin Klatt and Joe Maciejewski for their volunteering to help in the tent. The laughs were many!

Your VP, Jon O



Brewton Rumble - Milwaukee, WI - 6/2/19

Photos by Cathy Drexler





Badger Heritage Chapter and **Driftless Chapter** **SUMMER BASH** **August 2-4, 2019**

Friday - 8/2/19
Afternoon Ride In
Meals/Drinks - On Your Own
Evening Bonfire - Good Fellowship

Camping Available Onsite
\$10/Night-Tent - \$20/Night-RV

Saturday - 8/3/19
Badger Derby Road Run
Breakfast on Own or Donuts & Coffee
Field Games - Dinner - Bonfire

Many Local Motels
Restaurants - Walking Distance

Vernon County Fairgrounds
210 Fairgrounds Road, Viroque, WI 54665
vernoncountyfair.com - (608) 637-3165



This event is only open to Badger Heritage and Driftless Members and Families
\$50 per person - RSVP by July 19, 2019

Tony Hueltner

**Harley-
Davidson**

Indian

and other repair

**9248 Bolton Drive
Kewaskum, WI 53040**

Boltonville

Phone: 262-692-6061



**Badgers
Chris & Nancy Tribbey
Welcome You To
Their Friendly Place!**

**Open Friday's - 4 pm to 9pm - 25¢ Pool
2900 South 13th Street, Milwaukee, WI 53215
Find us on Facebook - Nick's Anvil Inn**

**Sprint
MOTO**

**Aermacchi
Harley-Davidson
Motorcycle Parts**

**Badger
Steve Peters**

**peters-design.com
sprintmotoparts@gmail.com**

**Roger L. Glodowski
Proprietor**

**James Solberg
Motorhead**

**Chris Glodowski
Sales**



Chief Crankcase Company
Replacement CRANKCASE For INDIAN CHIEF MOTORS

Roger: (262) 331-4300 / (575) 354-0853

James: (513) 420-8817

Chris: (262) 894-8711

Email: chiefcrankcase@yahoo.com

OHIO • WISCONSIN • NEW MEXICO • USA



Harley-Davidson Family Memories

Davidson family members share photographs, letters and stories

Jean Davidson
Jon Davidson Oeflein

COME TAKE A JOURNEY THROUGH TIME WITH PERSONAL
STORIES AND RARE FAMILY PHOTOS OF THE
HARLEY-DAVIDSON FOUNDERS AND THEIR FAMILIES.



Order your
autographed
book/books
today!

**\$29.95
plus s&h**

Have your
book/books
personally
autographed to
you, your family
and friends.

please see other side

COMPETITION CYCLE INC

262-373-1122

PARTS * SALES * SERVICE DEPT.
MACHINE SHOP * CYLINDER BORING
ALUMINUM * WELDING SPECIALIST

**5081 N 124th STREET
BUTLER, WI 53007**

**MONDAY - FRIDAY 10am - 6pm
Saturday 10am - 12pm**

**BADGER CHARLIE SCHROEPFER
PRESIDENT**

1comp-cycle.wi@att.net



Visit our website - badgerheritage.com

Follow us on Facebook

Badger Heritage Chapter - AMCA

Visit our You Tube channel

Badger Heritage Chapter - AMCA

11th Annual - World Famous

VINTAGE MOTORCYCLE FIELD GAMES



Hosted by the

Badger Heritage Chapter

**Harley-Davidson Museum - Milwaukee, Wis.
Saturday, July 13, 2019 - 11:30am and 1:00pm
Part of the Wild Ones Weekend / Knucklehead Reunion**

All proceeds to benefit Make-A-Wish Foundation of Wisconsin

Photo by Steve Peters

Tribbey Bike Works Tech Tips

Wheel Building by Chris Tribbey



Our next Tech Tip will be on Star Hub wheel building (although the technique is similar for other style of rims). This is Harley-Davidson's interchangeable 16" star hub (1940-1962 drop center) wheel. I will be using all new old stock (NOS) OEM spokes. Follow your service book and position the hub with brake side up.

Position the rim with valve stem hole up and make sure the valve stem hole on the rim is 90-180 degrees from grease fitting on hub. Insert all top

inner spokes and point them counterclockwise as far as they will go. Rotate rim to line up the top holes in rim that match the spokes. Insert nipple and thread onto spoke a few turns.



1

NOTE: I am using this wheel on my WL and I am lacing this "backwards" so the valve stem is on the right side (opposite kickstand). This will enable me to have better access to the air valve. Panheads would have the valve stem hole on the star side.



2

4 Turn rim over and insert inner spokes and point them clockwise (opposite rotation as brake side of hub). Insert nipples and thread on a few turns.



5

Lastly, add the outer spokes and turn then counterclockwise and thread nipples on a few turns.



6

The wheel is now "laced". Now it is time to true. You will need a truing stand and an arbor. I use this "plug" to insert the star side to ensure the thrust-bearing sleeve is aligned with the hub inner sleeve.



7

This will make sure the axle hole is true as you true the rim.




3

Then insert the spokes into the outer holes and point spokes clockwise and twist nipples on a few threads.

Continued...

Tribbey Bike Works Tech Tips - Continued

Wheel Building by Chris Tribbey



8

Here is the plug inserted to the hub.



9

Place wheel in the truing stand. Then tighten all spokes so no threads are exposed, using the special spoke wrench.



10

Continue to tighten in $\frac{1}{2}$ turn increments until all spokes are "equally" snug (there is an art to this "feel").



11

You can now check rim offset with a straight edge on top of rim and measure distance to top of hub. Should be $\frac{11}{64}$ ".

Now the time consuming part. Truing rim. Using the indicator on the truing stand, place it near the edge of rim and slowly turn rim looking for the high spots.

12



When you find a high spot tighten the two spokes on the opposite side of the rim where the indicator is. In other words, if the pointer is in the right side rim, tighten the two spokes in the left side. Only tighten nipple $\frac{1}{2}$ turn at a time. Recheck, and adjust accordingly.

Next is the radial or up & down movement. On points where the indicator is not contacting the rim, loosen the nipples $\frac{1}{2}$ turn (in groups of four). At point when there is too much contact, tighten the spokes at this point $\frac{1}{2}$ turn. This takes time. When all true check hub offset again to make sure you are at $\frac{11}{64}$ ". As with any mechanical procedure there are nuances to this process. I have only documented what works for me.

13

Lastly I have a spoke torque wrench I can use to ensure all spokes have the same torque. This is a relatively new type of tool that does come in handy.



One last tip: before finalizing this procedure, make sure you "punch" the head of the spoke to fully seat it in hub. I use a drift and a light hammer tap.

That's it! Practice makes perfect. The first one you do probably will take you several hours. Once you get this down pat, it will be about 30-40 minutes to do this. I am happy to answer any questions you may have.

14



Thanks!

Chris Tribbey
ctribbey@mac.com



Men's BADGER LOGO GEAR

Badger Heritage
Chapter

**BADGER
HERITAGE**



Short or Long Sleeve Work Shirt - The entire shirt is black
The gray lines are just to show the shirt detail



Black or Gray - Short Sleeve T-Shirt

One color Badger Heritage name screen print on front
2 color logo screen print on the back

100% Cotton

\$20.00

Indicate Shirt Color

☐ Black ☐ Gray



Add \$3.00 per shirt for sizes 2X & 3X and \$6.00 for sizes 4X & 5X
For a pocket add per shirt - \$2.50 for all sizes
Indicate number of each shirt size desired below

S ___ M ___ L ___ XL ___ 2X ___ 3X ___ 4X ___ 5X ___

Indicate if a left front pocket is desired by putting a "P" next to the number of shirts

Black or Gray - Long Sleeve T-Shirt

One color Badger Heritage name screen print on front
2 color logo screen print on the back

100% Cotton

\$24.00

Indicate Shirt Color

☐ Black ☐ Gray



Add \$5.00 per shirt for sizes 2X & 3X and \$8.00 for size 4X
For a pocket add per shirt - \$2.50 for all sizes
Indicate number of each shirt size desired below

S ___ M ___ L ___ XL ___ 2X ___ 3X ___ 4X ___

Indicate if a left front pocket is desired by putting a "P" next to the number of shirts

Black or Gray - Short Sleeve T-Shirt

One color Badger Heritage name screen print on front
One color logo & Good Fellowship screen print on the back

100% Cotton

\$20.00

Indicate Shirt Color

☐ Black ☐ Gray



Add \$3.00 per shirt for sizes 2X & 3X and \$6.00 for sizes 4X & 5X
For a pocket add per shirt - \$2.50 for all sizes
Indicate number of each shirt size desired below

S ___ M ___ L ___ XL ___ 2X ___ 3X ___ 4X ___ 5X ___

Indicate if a left front pocket is desired by putting a "P" next to the number of shirts

Black or Gray - Long Sleeve T-Shirt

One color Badger Heritage name screen print on front
One color logo & Goodfellowship screen print on the back

100% Cotton

\$24.00

Indicate Shirt Color

☐ Black ☐ Gray



Add \$5.00 per shirt for sizes 2X & 3X and \$8.00 for size 4X
For a pocket add per shirt - \$2.50 for all sizes
Indicate number of each shirt size desired below

S ___ M ___ L ___ XL ___ 2X ___ 3X ___ 4X ___

Indicate if a left front pocket is desired by putting a "P" next to the number of shirts

Black - Short or Long Sleeve 'Red Kap' Work Shirt

One color (white) Badger Heritage name screen print on front
2 color logo screen print on the back

65% Polyester/35% Cotton

\$22.00

Indicate Choice

☐ Short Sleeve

☐ Long Sleeve

Add \$1.60 per shirt for sizes 2X to 6X
Add \$2.00 for long sleeve

Indicate number of each shirt size desired below

S ___ M ___ L ___ XL ___ 2X ___ 3X ___ 4X ___ 5X ___ 6X ___

These are button down work shirts with two front pockets

Black - Dickies Eisenhower Jacket

Your name embroidered on front in white - Club name screen printed on front in white
Badger Heritage Chapter logo heat transferred on back

\$60.00



Left Sleeve

Front

Back

Right Sleeve

Optional - AMCA logo patch sewn on right sleeve

Add \$14 per jacket - \$9 for the patch and \$5 to sew on jacket

Optional - USA flag patch with white border sewn on left sleeve
Add \$10 per jacket - \$5 for the patch and \$5 to sew on jacket

Indicate number of each jacket size desired below, also if you would like the USA and/or AMCA patches sewn on the jacket indicate next to number the letter "U" if you would like a USA flag patch and/or the letter "A" if you would like an AMCA patch

S ___ M ___ L ___ XL ___ 2X ___ 3X ___

Indicate name you would like on the front - please print

Black with White 3/4 Sleeve Jersey

One color (white) Badger Heritage name screen print on front and on the back

100% Cotton

\$24.00

Add \$2.00 per shirt for size 2X

Indicate number of each shirt size desired below



Front



Back

Keep in mind that these are actually baseball jerseys and have 3/4 length sleeves

If you are in-between sizes such as Large or X-Large, it is suggested you go with the larger size.

Also, with some of the shirts being 100% cotton they will shrink a little. Do not fully dry in a clothes drier.

Order Deadline - 7/15/19

Badger Heritage club shirts will only be offered twice a year - Winter Dinner and Summer Newsetter and only offered to Badger Members

Name _____ E-mail _____ Phone _____

Please Print

Amount of Check Enclosed \$ _____

Make out check and send with a copy of this order form to: Christopher Bilda - P.O. Box 53 Waterford, WI 53185

Any questions please contact Steve Peters - spetersdesign@gmail.com (414) 327-2888



Women's BADGER LOGO GEAR

Badger Heritage
Chapter

**BADGER
HERITAGE**

Women's Short Sleeve Fitted T-Shirt

One color Badger Heritage name screen print on front
2 or 3 color or 1 color Goodfellowship logo screen print on the back



\$20.00

100% Cotton
Indicate Back Logo

☐ Badger Heritage ☐ Goodfellowship

Indicate Shirt Color

☐ White ☐ Black ☐ Gray ☐ Pink

Add \$2.00 per shirt for sizes 2X & 3X



Front **Go up one size larger than you normally wear for a better fit** Back

Indicate number of each shirt size desired below

S ___ M ___ L ___ XL ___ 2X ___ 3X ___

Women's Short Sleeve T-Shirt

One color Badger Heritage name screen print on front
2 or 3 color or 1 color Goodfellowship logo screen print on the back



\$20.00

100% Cotton
Indicate Back Logo

☐ Badger Heritage ☐ Goodfellowship

Indicate Shirt Color

☐ White ☐ Black ☐ Gray ☐ Pink

Add \$2.00 per shirt for sizes 2X & 3X



Front **Go up one size larger than you normally wear for a better fit** Back

Indicate number of each shirt size desired below

S ___ M ___ L ___ XL ___ 2X ___ 3X ___

Women's Long Sleeve V-Neck T-Shirt

One color Badger Heritage name screen print on front
2 or 3 color or 1 color Goodfellowship logo screen print on the back



\$24.00

100% Cotton
Indicate Back Logo

☐ Badger Heritage ☐ Goodfellowship

Indicate Shirt Color

☐ White ☐ Black ☐ Gray ☐ Pink

Add \$2.00 per shirt for sizes 2X, 3X and 4X



Front **Go up one size larger than you normally wear for a better fit** Back

Indicate number of each shirt size desired below

S ___ M ___ L ___ XL ___ 2X ___ 3X ___ 4X ___

Women's Long Sleeve Crewneck T-Shirt

One color Badger Heritage name screen print on front
2 or 3 color logo or 1 color Goodfellowship screen print on the back



\$24.00

100% Cotton
Indicate Back Logo

☐ Badger Heritage ☐ Goodfellowship

Indicate Shirt Color

☐ White ☐ Black ☐ Gray ☐ Pink

Add \$2.00 per shirt for sizes 2X, 3X and 4X



Front **Go up one size larger than you normally wear for a better fit** Back

Indicate number of each shirt size desired below

S ___ M ___ L ___ XL ___ 2X ___ 3X ___ 4X ___

Black - Women's Short/Long Sleeve Dickies Work Shirt

One color (white) Badger Heritage name screen print on front
2 color logo screen print on the back



\$22.00

65% Polyester - 35% Cotton

These are women's styled work shirts
similar to the men's work shirts

Indicate Choice ☐ Short Sleeve ☐ Long Sleeve



Front Add \$1.60 per shirt for size 2X Add \$2.00 for long sleeve Back

Indicate number of each shirt size desired below

XS ___ S ___ M ___ L ___ XL ___ 2X ___

These are button down work shirts with two front pockets

Size	XS	S	M	L	XL	2XL
# Size	2/4	6/8	10/12	14/16	18/20	22/24
Chest	34.5	36.5	39	42	46	50

Women's 3/4 Sleeve Jersey

One color (black) Badger Heritage name
screen print on front and on the back



\$24.00

50/25/25

These are women's styled jerseys
similar to the men's jerseys

Body Shirt Color Is Gray

Front Indicate Sleeve Color ☐ Black ☐ Purple ☐ Pink ☐ Red Back

Go up one size larger than you normally wear for a better fit

Add \$2.00 per shirt for size 2X, 3X and 4X
Indicate number of each shirt size desired below

S ___ M ___ L ___ XL ___ 2X ___ 3X ___ 4X ___

Keep in mind that these are actually baseball jerseys and have 3/4 length sleeves

If you are in-between sizes such as Large or X-Large, it is suggested you go with the larger size.
Also, with some of the shirts being 100% cotton they will shrink a little. Do not fully dry in a clothes drier.

Order Deadline - 7/15/19

Badger Heritage club shirts will only be offered twice a year - Winter Dinner and Summer Newsletter and only offered to Badger Members

Name _____ E-mail _____ Phone _____

Please Print

Amount of Check Enclosed \$ _____

Make out check and send with a copy of this order form to: Christopher Bilda - P.O. Box 53 Waterford, WI 53185
Any questions please contact Steve Peters - spetersdesign@gmail.com (414) 327-2888



Women's BADGER LOGO GEAR

Badger Heritage
Chapter

**BADGER
HERITAGE**

Women's Sleeveless Tank Top

One color Badger Heritage name screen print on front
2 or 3 color logo screen print on the back



\$18.00

65% Polyester
35% Viscose

Indicate Back Logo

☐ Badger Heritage ☐ Goodfellowship

Indicate Shirt Color

☐ White ☐ Black ☐ Gray ☐ Pink

Add \$2.50 per shirt for size 2X



Front **Go up one size larger than you normally wear for a better fit** Back

Indicate number of each shirt size desired below

S ___ M ___ L ___ XL ___ 2X ___

Women's Rolled Short Sleeve T-Shirt

One color Badger Heritage name screen print on front
2 or 3 color logo screen print on the back



\$16.00

60% Cotton - 40% Polyester

Indicate Shirt Color

☐ White ☐ Black ☐ Gray

Add \$1.50 per shirt for size 2X



Front **Go up one size larger than you normally wear for a better fit** Back

Indicate number of each shirt size desired below

S ___ M ___ L ___ XL ___ 2X ___

Women's 3/4 Sleeve Raw Edge T-Shirt

One color Badger Heritage name screen print on front
2 or 3 color logo screen print on the back



\$19.00

50% Cotton
50% Polyester

Indicate Back Logo

☐ Badger Heritage ☐ Goodfellowship

Indicate Shirt Color

☐ White ☐ Black ☐ Gray ☐ Pink

Add \$1.50 per shirt for size 2X



Front **Go up one size larger than you normally wear for a better fit** Back

Indicate number of each shirt size desired below

S ___ M ___ L ___ XL ___ 2X ___

Women's Short Sleeve V-neck T-Shirt

One color Badger Heritage name screen print on front
2 or 3 color logo screen print on the back



\$17.00

Black 100% Cotton
Other Colors 60% Cotton
40% Polyester

Indicate Back Logo

☐ Badger Heritage ☐ Goodfellowship

Indicate Shirt Color

☐ White ☐ Black ☐ Gray ☐ Pink

Add \$1.00 per shirt for size 2X



Front **Go up one size larger than you normally wear for a better fit** Back

Indicate number of each shirt size desired below

S ___ M ___ L ___ XL ___ 2X ___

Full-Zip - Light Hooded Sweatshirt

One color Badger Heritage name screen print on front
2 or 3 color logo screen print on the back



\$24.00

50% Polyester
38% Cotton
12% Rayon

Indicate Back Logo

☐ Badger Heritage ☐ Goodfellowship

Indicate Shirt Color

☐ White ☐ Black ☐ Gray ☐ Pink

Add \$1.50 per shirt for size 2X



Front **Go up one size larger than you normally wear for a better fit** Back

Indicate number of each shirt size desired below

S ___ M ___ L ___ XL ___ 2X ___



**New
Goodfellowship
Logo**

If you are in-between sizes such as Large or X-Large, it is suggested you go with the larger size.
Also, with some of the shirts being 100% cotton they will shrink a little. Do not fully dry in a clothes drier.

Order Deadline - 7/15/19

Badger Heritage club shirts will only be offered twice a year - Winter Dinner and Summer Newletter and only offered to Badger Members

Name _____ E-mail _____ Phone _____
Please Print

Amount of Check Enclosed \$ _____

Make out check and send with a copy of this order form to: Christopher Bilda - P.O. Box 53 Waterford, WI 53185
Any questions please contact Steve Peters - spetersdesign@gmail.com (414) 327-2888

Western Style Shirt

Men's

Black - Long Sleeve Western Style Shirt

Your name embroidered on front in white
Club name embroidered on the back in white
Wisconsin/Club Name/Bike image embroidered on left sleeve - 3 colors
Heavy 65% / 35% Rayon Blend

\$125.00



Left Sleeve



Front



Back



Right Sleeve

Optional - AMCA logo patch sewn on right sleeve
Add \$14 per shirt - \$9 for patch and \$5 to sew on shirt

Indicate number of each shirt size desired below, also indicate next to number with a letter "P" if you would like an AMCA patch

S _____ M _____ L _____ XL _____ 2X _____

Indicate name you would like on the front - please print _____

Men's

Black - Short Sleeve Western Style Shirt

Your name embroidered on front in white
Club name embroidered on the back in white
Wisconsin/Club Name/Bike image embroidered on left sleeve - 2 colors
Light Weight 65% / 35% Cotton Blend

\$85.00



Left Sleeve



Front



Back



Right Sleeve

Optional - AMCA logo patch sewn on right sleeve
Add \$14 per shirt - \$9 for patch and \$5 to sew on shirt

Indicate number of each shirt size desired below, also indicate next to number with a letter "P" if you would like an AMCA patch

S _____ M _____ L _____ XL _____ 2X _____

Indicate name you would like on the front - please print _____

Women's

Black - Long Sleeve Western Style Shirt

Your name embroidered on front in white
Club name embroidered on the back in white
Wisconsin/Club Name/Bike image embroidered on left sleeve - 2 colors
Broadcloth 65% / 35% Cotton Blend
It is similar to the men's long sleeve except it is cut for a woman.

\$100.00



Left Sleeve



Front



Back



Right Sleeve

Optional - AMCA logo patch sewn on right sleeve
Add \$14 per shirt - \$9 for patch and \$5 to sew on shirt

Indicate number of each shirt size desired below, also indicate next to number with a letter "P" if you would like an AMCA patch

S _____ M _____ L _____ XL _____ 2X _____

Indicate name you would like on the front - please print _____

Women's

Black - Short Sleeve Western Style Shirt

Your name embroidered on front in white
Club name embroidered on the back in white
Wisconsin/Club Name/Bike image embroidered on left sleeve - 2 colors
65% / 35% Cotton Blend
It is similar to the men's short sleeve except it is cut for a woman and is long sleeve. The sleeves will need to be cut shorter.

\$85.00



Left Sleeve



Front



Back



Right Sleeve

Optional - AMCA logo patch sewn on right sleeve
Add \$14 per shirt - \$9 for patch and \$5 to sew on shirt

Indicate number of each shirt size desired below, also indicate next to number with a letter "P" if you would like an AMCA patch

S _____ M _____ L _____ XL _____ 2X _____

Indicate name you would like on the front - please print _____

How to measure for the Women's Long Sleeve Western Shirt (per manufacturer)

- 1) Take a well fitting button down shirt (not a t-shirt)
- 2) DO NOT Measure a person
- 3) Lay it down flat
- 4) Take the BACK of the shirt
- 5) Pull it tight across the back
- 6) Measure THE SHIRT
- 7) From under the arm pit area, (1 side only) SEAM TO SEAM ONLY.

Note: Measurements are NOT all the way around. DO NOT measure a person. Compare the inches you get to the measurements to the right.

SMALL = 21 inches
MED = 23 inches
LARGE = 24.5 inches
XLG = 26 inches
2XL = 27.5 inches

Order Deadline - 7/15/19

Badger Heritage club shirts will only be offered twice a year - Winter Dinner and Summer Newsletter and only offered to Badger Members

Name _____ E-mail _____ Phone _____
Please Print

Amount of Check Enclosed \$ _____

Make out check and send with a copy of this order form to: Christopher Bilda - P.O. Box 53 Waterford, WI 53185
Any questions please contact Steve Peters - spetersdesign@gmail.com (414) 327-2888

SISTERHOOD Services

www.SisterhoodServices.com

Pam Jankoski

Doula, Massage Therapist, Educator

841 RIVERFRONT DRIVE
SHEBOYGAN WI 53081

920.287.6647



- Parts
- Service
- Restoration

Willie's R&R Service

HARLEY-DAVIDSON & INDIAN

williesrrservice@charter.net

By appointment only

(262) 438-2593

ARCHER ELECTRIC LLC

Electrical Safety Specialist

NFPA 70E Engineering Studies • Electrical Safety & CEU Training
Lockout/Tagout Compliance • Power Quality Studies & Analysis

Russ Scharrer

Master Electrician WI
Electrical Inspector WI
Electrical Contractor WI
Designer of Engineering Systems - Electrical
6152 St. Anthony Rd. • Allenton, WI 53002
Direct Line: (262) 352-5722
Fax: (262) 629-9610
Central Wisc. Office/Fax: (715) 677-7073



Email: electricarcher@gmail.com
Web: www.archerelectric.com



**Woller-Anger
& Company, LLC**

"Ask me about
Guaranteed Value
(agreed value)
coverage
for your bike!"



HAGERTY

Representing Hagerty
and many other
fine insurance companies!

Contact Dan Riedel

262.789.2500

www.wolleranger.com

driedel@wolleranger.com

Elm Grove, WI

Not only do we insure
classics... we ride 'em!

Frank and Patti Rick 35th Wedding Anniversary Party!

June 30, 2019

Noon to 2pm - Food Available

2pm to 6pm - Jay Edward Band

We will have a kid zone set-up

Bring your own drinks and chairs

No presents or attitudes...

Hope to See You There!

**11501 Meggers Rd., New Holstein, WI 53061
(920) 918-6013**

President - Dan Krause - badgerheritage@gmail.com (262) 825-7909

Vice-President - Jon Davidson Oeflein - jdo2924@yahoo.com (262) 388-0022

Secretary - Josh Richardson - joshuairichardson@gmail.com (414) 429-2817

Treasurer - Christopher Bilda - unclespilly@aol.com

Newsletter Editor/Merchandise Manager - Steve Peters - spetersdesign@gmail.com (414) 327-2888